

2022 PV Marathon Murray River Classic

Sunday, April 10, 2022 09:37 (GMT+10) - Final results



Race info

Sport: Paddling
 Location: Yarrawonga, Australia
 Start type: Manual wave start
 Wave grouping: Custom
 Racers: 42
 Timed on: samsung SM-T220
 Timed with: Webscorer PRO 5.3
 Updated: Sunday, April 10, 2022 12:55 (GMT+10)

Organized by: Paddle Victoria Marathon

Race website: www.vic.paddle.org.au

Race notes

Preliminary results

Race winners

Division 1 - 25 km - Singles

Place	Bib	Racer name Affiliation	Category	Gender	Finish time	Difference
1	10	David Ceddia INCC Yarra Paddlers	Singles	M	1:51:24.5	-
2	13	Mick Leverett Mitta Mitta	Singles	M	1:53:02.8	+1:38.3
3	11	Hamish Young INCC Yarra Paddlers	Singles	M	1:53:03.8	+1:39.3
4	12	Kate Leverett Mitta Mitta	Singles	F	2:09:12.1	+17:47.6
5	14	Kayla Whinray YMACC	Singles	F	2:13:25.2	+22:00.7

Division 3 - 20 km - Singles

Place	Bib	Racer name Affiliation	Category	Gender	Finish time	Difference
1	33	Peter Currie Geelong	Singles	M	1:40:05.7	-
2	32	John Young INCC Yarra Paddlers	Singles	M	1:41:59.6	+1:53.9
3	31	Dominic Scarfe INCC Yarra Paddlers	Singles	M	1:44:26.2	+4:20.5
4	30	Charles Power INCC Yarra Paddlers	Singles	M	1:48:26.0	+8:20.3

Division 4 - 20 km - Singles

Place	Bib	Racer name Affiliation	Category	Gender	Finish time	Difference
1	35	Keith Gourlay INCC Yarra Paddlers	Singles	M	1:47:53.9	-
2	34	Clive Cromack Cobram-Barooga	Singles	M	2:05:59.7	+18:05.8

Division 5 - 15 km - Singles

Place	Bib	Racer name Affiliation	Category	Gender	Finish time	Difference
1	51	Joe Farrell Shepparton	Singles	M	1:33:54.3	-

Place	Bib	Racer name Affiliation	Category	Gender	Finish time	Difference
2	50	Bruce Simpson Mitta Mitta	Singles	M	1:41:17.1	+7:22.8

Division 6 - 15 km - Singles

Place	Bib	Racer name Affiliation	Category	Gender	Finish time	Difference
1	65	Wilf Gibson Goldfields Paddlers	Singles	M	1:30:56.9	-
2	62	Emma Corrin Cobram-Barooga	Singles	F	1:34:09.0	+3:12.1
3	63	Graeme Teasdale Goldfields Paddlers	Singles	M	1:36:10.2	+5:13.3
4	61	Adele Walker Footscray	Singles	F	1:41:21.2	+10:24.3
5	64	Stewart Nicol Footscray	Singles	M	1:47:11.3	+16:14.4

Division 7 - 10 km - Doubles

Place	Bib	Racer name Affiliation	Category	Gender	Finish time	Difference
1	70	Brea Roadley / Jordon Clauson YMACC	Doubles	F	52:41.4	-
2	71	Daniel Young/ Janet Schweda INCC Yarra Paddlers	Doubles	F	1:06:44.6	+14:03.2

Division 7 - 10 km - Singles

Place	Bib	Racer name Affiliation	Category	Gender	Finish time	Difference
1	72	Gary Flanigan Fairfield	Singles	M	1:10:11.7	-

Division 7b - 5 km - Singles

Place	Bib	Racer name Affiliation	Category	Gender	Finish time	Difference
1	75	Jennifer Hardman YMACC	Singles	F	43:14.9	-

Division 8 (U18) - 10 km - Singles

Place	Bib	Racer name Affiliation	Category	Gender	Finish time	Difference
1	80	Zoe Schweda YMACC	Singles	F	1:02:05.6	-
2	81	Kristi Hardman YMACC	Singles	F	1:02:30.4	+0:24.8
3	82	Ruby Grace Stevens YMACC - Yarrowonga P12 College	Singles	F	1:17:13.2	+15:07.6


Adaptive/Para - 10 km - Singles

Place	Bib	Racer name Affiliation	Category	Gender	Finish time	Difference
1	74	Natalia-Drew Cole YMACC - Sacred Heart College Yarrowonga	Singles	F	1:13:30.7	-


Canoe - 10 km - TC1

Place	Bib	Racer name Affiliation	Category	Gender	Finish time	Difference
1	20	Julie Keillor Shepparton	TC1	F	1:27:08.4	-


Division 10 (U12) - 2 km - Singles

Place	Bib	Racer name Affiliation	Category	Gender	Finish time	Difference 
1	92	Jack Corrin Cobram-Barooga	Singles	M	14:36.2	-
2	93	Kirsty Plevnik YMACC	Singles	F	15:02.4	+0:26.2
3	90	Azaria Mcburnie YMACC	Singles	F	15:41.0	+1:04.8
4	91	Daphne Bradley Goldfields Paddlers	Singles	F	22:42.8	+8:06.6


Canoe - 15 km - OC1/V1

Place	Bib	Racer name Affiliation	Category	Gender	Finish time	Difference 
1	40	Philip Ward Echuca Moama	OC1/V1	M	1:32:52.7	-

Canoe - 15 km - TC1

Place	Bib	Racer name Affiliation	Category	Gender	Finish time	Difference 
1	41	James Graham Echuca Moama - Echuca College	TC1	M	1:37:40.8	-
2	43	Karen Merlo Footscray	TC1	F	1:55:42.3	+18:01.5
3	44	Karen Strachan Footscray	TC1	F	1:59:30.2	+21:49.4
4	42	Jo Davis Footscray	TC1	F	2:14:30.6	+36:49.8

Canoe - 15 km - UC1/C1

Place	Bib	Racer name Affiliation	Category	Gender	Finish time	Difference 
1	47	Josh Walsh Echuca Moama	UC1/C1	M	1:30:58.5	-
2	48	Rod Clark Echuca Moama	UC1/C1	M	1:31:49.0	+0:50.5
3	21	Tony Bond Echuca Moama	UC1/C1	M	1:35:58.9	+5:00.4
4	45	Alex James Fairfield	UC1/C1	M	1:39:25.2	+8:26.7
5	46	Gary Munro Essendon	UC1/C1	M	1:43:15.1	+12:16.6
6	49	Tony Payne Fairfield	UC1/C1	M	1:47:59.0	+17:00.5