

2022 Ben Ward Metro

Sunday, December 11, 2022 09:58 (GMT+11) - Final results



Race info

Sport: Paddling
Location: Footscray, Australia
Start type: Manual wave start
Wave grouping: By distance or category
Teams: 45
Race type: Fixed relay
Timed on: Android
Timed with: Webscorer PRO
Updated: Monday, December 12, 2022 20:56 (GMT+11)

Organized by: Paddle Victoria Marathon

Race website: www.vic.paddle.org.au

Race notes

Flexible relay. See lap times for crew names for each leg.
Time adjustments applied to boats 304, 305, 307 and 604 for assisting other paddlers.
Race classes adjusted for boats 209, 921 and 922.

Race winners

Division 1 (24 km) - Singles

Place	Bib	Team name	Category	Finish time	Difference
1	103	Hamish Young INCC (K1)	Singles	1:58:50.3	-
2	102	David Ceddia INCC (K1)	Singles	2:01:57.8	+3:07.5
3	104	Rebecca Mann Mercantile (K1)	Singles	2:03:42.8	+4:52.5
4	107	Chris Smith Mercantile (K1)	Singles	2:04:22.6	+5:32.3
5	106	Chris Burns Fairfield (K1)	Singles	2:07:02.5	+8:12.2
6	101	Pernille Hostrup Mercantile (K1)	Singles	2:07:04.3	+8:14.0

Division 2 (24 km) - Singles

Place	Bib	Team name	Category	Finish time	Difference
1	205	Paul Kristian Footscray (K1)	Singles	2:10:09.6	-
2	206	John Young INCC (K1)	Singles	2:16:03.3	+5:53.7
3	207	Charles Power INCC (K1)	Singles	2:16:38.9	+6:29.3

Division 3 (18 km) - Ben Ward Junior K1 - Singles

Place	Bib	Team name	Category	Finish time	Difference
1	303	Campbell Rowland INCC - CGS (K1)	Singles	1:46:20.9	-
2	301	Tom Ladson Fairfield - Trinity (K1)	Singles	1:46:29.3	+0:08.4
3	305	Emma Corrin Cobram-Barooga (K1)	Singles	1:54:14.9	+7:54.0
4	307	Emma Murray INCC - MLC (K1)	Singles	1:54:49.3	+8:28.4
5	304	Rory Lantz PLCC (K1)	Singles	1:57:54.1	+11:33.2
6	308	Isabella Parish	Singles	2:01:40.7	+15:19.8

Place	Bib	Team name	Category	Finish time	
		INCC - MLC (K1)			
7	306	Tayla Rigo INCC - MLC (K1)	Singles	2:12:51.6	+26:30.7
8	302	Alastair Murphy Fairfield - Trinity (K1)	Singles	2:16:48.0	+30:27.1

Division 3 (3*6 km) - Relay

Place	Bib	Team name	Category	Lap times	Finish time	Difference
				Show all		
1	209	Have We Left Yet? Fairfield - Trinity (K2)	Relay		2:13:24.0	-

Division 4 (18 km) - Doubles

Place	Bib	Team name	Category	Finish time	Difference
1	407	Neil Tattersall / Andrea Tattersall PLCC - 5 Weeks (TK2)	Doubles	1:50:16.1	-

Division 4 (18 km) - Singles

Place	Bib	Team name	Category	Finish time	Difference
1	409	Chris Bolton Back Beach Banditos (ORS1)	Singles	1:43:44.0	-
2	408	Tony Ladson Fairfield (K1)	Singles	1:50:03.9	+6:19.9

Division 5 (12 km) - Doubles

Place	Bib	Team name	Category	Finish time	Difference
1	501	Anna Malone / Sarah Crock PLCC - Sisters minus one (TK2)	Doubles	1:25:57.0	-
2	502	Marcia Crocker / Debbie Weinbach PLCC (TK2)	Doubles	1:43:12.6	+17:15.6

Division 5 (12 km) - Singles

Place	Bib	Team name	Category	Finish time	Difference
1	505	Hal Curwen-Walker Essendon (K1)	Singles	1:10:20.9	-
2	504	Peter Prichard INCC (K1)	Singles	1:18:07.3	+7:46.4


Division 6 (12 km) - Singles

Place	Bib	Team name	Category	Finish time	Difference
1	605	Michael Wilson INCC (K1)	Singles	1:15:43.2	-
2	604	Deborah Bennett INCC (K1)	Singles	1:39:39.0	+23:55.8
3	602	Charlotte Hamilton INCC - Northcote HS (K1)	Singles	1:59:17.2	+43:34.0
4	603	Charlie Johnson INCC - Alphington Grammar (K1)	Singles	2:00:18.7	+44:35.5


Division 6 (2*6 km) - Relay

Place	Bib	Team name	Category	Lap times	Finish time	Difference
				Show all		
1	601	Axel / Mikail Fairfield (K1)	Relay		1:10:12.0	-


Division 8 (U18) (4*3 km) - Relay

Place	Bib	Team name	Category	Lap times Show all	Finish time	Difference 
1	804	Strathcona Blue Fairfield - Strathcona (TK2)	Relay		1:32:39.1	-
2	802	Strathcona Pink Fairfield - Strathcona (TK2)	Relay		1:33:28.8	+0:49.7
3	806	Strathcona Green Fairfield - Strathcona (TK2)	Relay		1:33:35.8	+0:56.7
4	808	Strathcona Beige Fairfield - Strathcona (TK2)	Relay		1:34:29.3	+1:50.2
5	810	Strathcona Yellow Fairfield - Strathcona (TK2)	Relay		1:42:33.2	+9:54.1


Division 8 (U18) (6 km) - Singles

Place	Bib	Team name	Category	Finish time	Difference 
1	813	Anthea Tan Fairfield (K1)	Singles	38:45.7	-
2	812	Ben Curnick Cobram-Barooga (TK1)	Singles	49:19.0	+10:33.3


Division 9 (U14) (4*3 km) - Relay

Place	Bib	Team name	Category	Lap times Show all	Finish time	Difference 
1	922	The Ham,,B" INCC - MLC (TK2)	Relay		1:32:11.0	-
2	907	Dyer bros Fairfield (K1)	Relay		1:38:32.7	+6:21.7
3	921	Nachos INCC - MLC (K1)	Relay		1:47:25.0	+15:14.0
4	906	Patriciaz INCC - MLC (K1)	Relay		1:49:31.8	+17:20.8


Division 9 (U14) (6 km) - Doubles

Place	Bib	Team name	Category	Finish time	Difference 
1	903	SeLayla INCC - Westgarth Primary / SGGS (TK2)	Doubles	48:21.4	-


Division 9 (U14) (6 km) - Singles

Place	Bib	Team name	Category	Finish time	Difference 
1	902	Lucy McKenzie INCC - Camberwell Primary (K1)	Singles	55:02.4	-

Division 10 (U12) (2*3 km) - Relay

Place	Bib	Team name	Category	Lap times Show all	Finish time	Difference 
1	930	Charlotte / Evla Fairfield (K1)	Relay		1:01:19.4	-

Division 11 (U10) (3 km) - Singles

Place	Bib	Team name	Category	Finish time	Difference 
1	931	Jack Corrin Cobram-Barooga (K1)	Singles	24:17.8	-